

User Scenario Documentation

Edition 1, February 28, 2021

incadea Automotive365 Accounting

1.0.0.0

The data provided in this document is for information purposes only. While every care has been taken to compile the information, ©incadea GmbH cannot be held responsible for any loss, damage or inconvenience, however caused, as a result of any omission, error or inaccuracy within these pages. Nothing in this documentation is intended to form part of a legally binding agreement with us. It must be noted that all other product names mentioned are the trademarks of their respective owners. This publication is protected by copyright law. Whether whole or part of this document, it may not be directed at or intended for further publication or distribution through any broadcasting media or in any form and in any jurisdiction, where doing so can result in contravention of any applicable laws or regulations. Further reproduction of this document requires prior consent of ©incadea GmbH. © 2021

Table of contents

| | | |
|----------|------------------------------------|-----------|
| 1 | Preface | 5 |
| | 1.1 Contact Data & Disclaimer..... | 5 |
| | 1.2 Symbols and Conventions..... | 5 |
| 2 | Setup | 7 |
| 3 | Workflows | 9 |
| 4 | Reports | 17 |
| 5 | Index | 23 |

blank page

1 Preface

1.1 Contact Data & Disclaimer

| | |
|-------------------|--|
| Contact | In case of questions contact: incadea GmbH St.-Martin-Straße 61 81669 Munich Germany Phone: +49 89 69338-222 Email: support@incadea.com |
| Disclaimer | This documentation does not replace the existing Microsoft Dynamics™ 365 Business Central. It describes extensions to the standard modules and new modules of incadea Automotive365 Accounting and their functionality. |

1.2 Symbols and Conventions

Note



This symbol means note and marks special and additional information and hints. Text is formatted in italics.

Caution



CAUTION!

This symbol means caution and warns of possible problems. Text is formatted in italics.

GUI Elements

All GUI elements are formatted **like this text**.

Example: The **Customer Card** opens.

Keys

All keys are formatted **[like this text]**.

Keys are used whenever you have to press a certain key on your keyboard.

Example: Press **[F5]** to refresh the page.

User Input

User input is formatted "like this text".

Example: Type in the customer's last name, e.g. "Smith".

Code

Program code is formatted <like this text>.

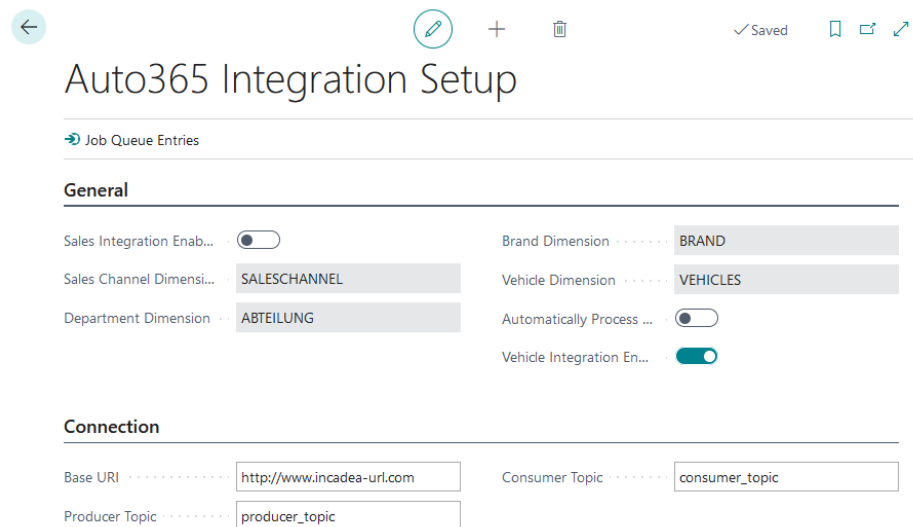
Example: The parameters of the Job Line in trigger <OnPreReport> are now used in the report.

blank page

2 Setup

How to set up incadea Automotive365 Accounting

1. ▶ Install the app from <https://appssource.microsoft.com>
2. ▶ Run the RapidStart-Package (delivered separately)
3. ▶ Search for **Auto365 Integration Setup**.
⇒ The setup page for the app opens.



Auto365 Integration Setup

Job Queue Entries

General

Sales Integration Enabled

Sales Channel Dimension SALESCHANNEL

Department Dimension ABTEILUNG

Brand Dimension BRAND

Vehicle Dimension VEHICLES

Automatically Process Sales Documents

Vehicle Integration Enabled

Connection

Base URI http://www.incadea-url.com

Producer Topic producer_topic

Consumer Topic consumer_topic

Fig. 1: Auto365 Integration Setup Page

4. ▶ Activate **Sales Integration Enabled**.
By activating this field you also enable the link to the **Connection** for the Sales Documents integrations and setup synchronization.
5. ▶ Select "Saleschannel" for the field **Sales Channel Dimension**.
6. ▶ Select "Abteilung" for the field **Department Dimension**.
7. ▶ Select "Brand" for the field **Brand Dimension**.
8. ▶ Select "Vehicles" for the field **Vehicle Dimension**.
9. ▶ Activate **Automatically Process Sales Documents**. By activating this field imported invoices and credit memos are created and posted.
10. ▶ Activate **Vehicle Integration Enabled**.
By activating this field vehicles, which are involved in a posted document, are automatically created.



The values, which you have to select for step 4-7 are only example ones. You can select any Dimension Code you want to, since there is no "pre-defined" value to select. But you have to make sure, that each field is assigned to a unique Dimension Code.

As for the **Connection** FastTab, enter the following information (this connection setup is also used for pushing the setup tables):



CAUTION!

*The information for **Connection** has to be entered by a e.g. system administrator, since this information is more technical.*

- 1.** ▶ In the field **Base URI** enter the URL for the Connection link, e.g. <http://www.incadea-url.com>.
- 2.** ▶ In the field **Producer Topic** enter the respective value, e.g. producer_topic.
- 3.** ▶ In the field **Consumer Topic** enter the respective value, e.g. consumer_topic.



Job Queue Entries

*When **Automatically Process Sales Documents** is enabled, a new job queue is created in order to process the pending records (Codeunit 70675576 INCA Auto365 Sales Doc Mgmt.).*

*When **Sales Integration Enabled** is activated, the system verifies that both Base URL and Consumer Topic fields are not empty and creates a new job queue in order to periodically exchange data (Codeunit 70675577 INCA Auto365 Sales Data Integr.).*

*When **Vehicle Integration Enabled** is activated, there is also a job queue created, which is responsible for creating a vehicle entry and vehicle ledger entries (Codeunit 70675580 INCA365 Vehicle Management).*

*You can check these job queue entries by clicking on **Job Queue Entries** on the setup page.*

3 Workflows

Role Centers

incadea Automotive365 Accounting comes with two Role Centers:

- **Auto365 Accountant** and
- **Auto365 Manager**.

You can select the Role Center by clicking on **Settings** → **My Settings**. For the field **Role Center** select one of the mentioned above.

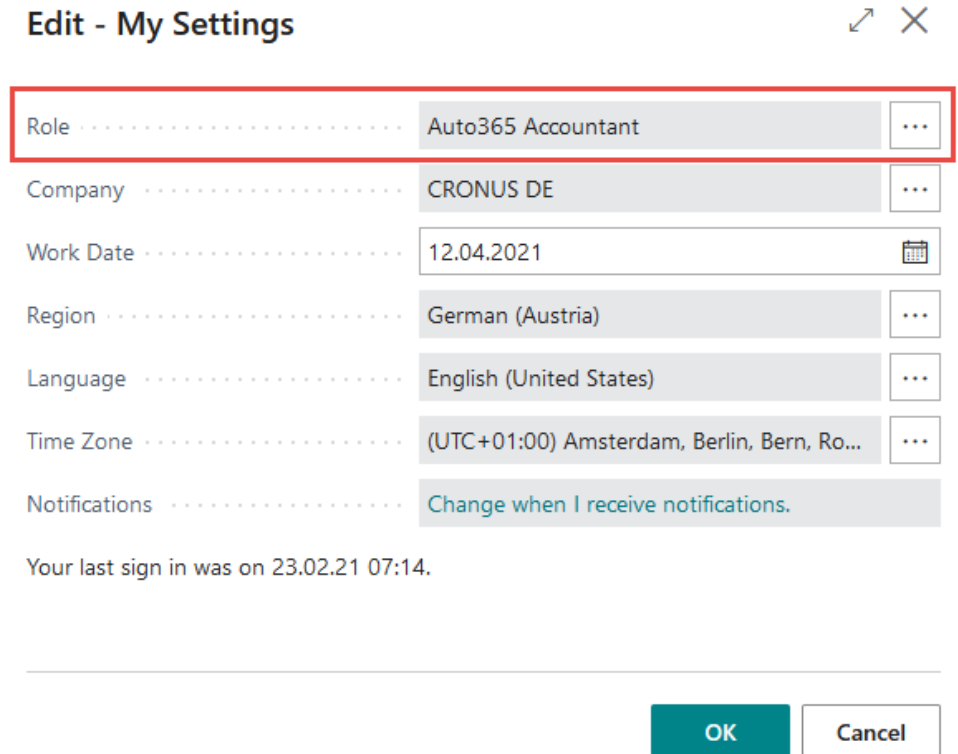


Fig. 2: My Settings - Role Center Selection




Fig. 3: Role Center Selection - Available Roles

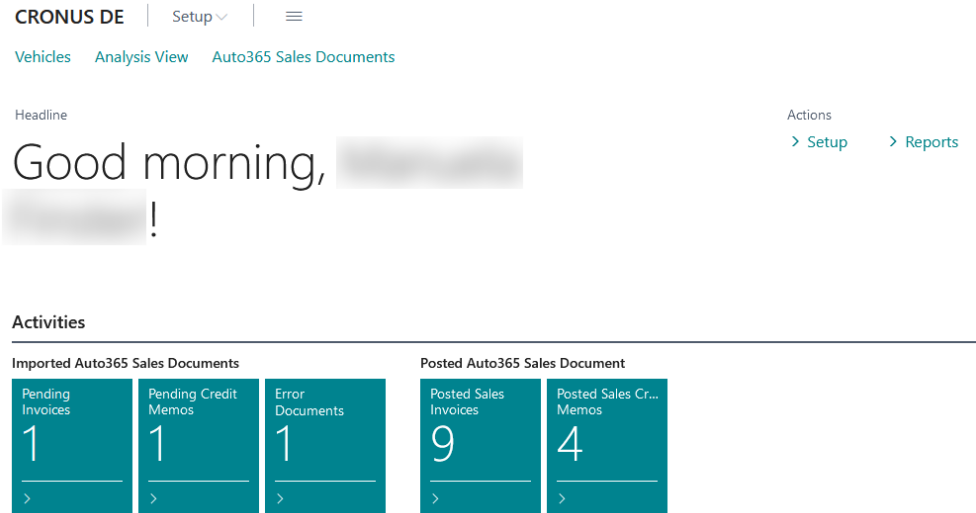


Fig. 4: Role Center Page

Importing Sales Invoices/Credit Memos to Automotive365 Accounting App

The import of sales invoices/credit memos is triggered by incadea Connection, if you have **Enabled** the **Sales Integration** in the Setup. You can see the number of imported sales documents on the Role Center page.

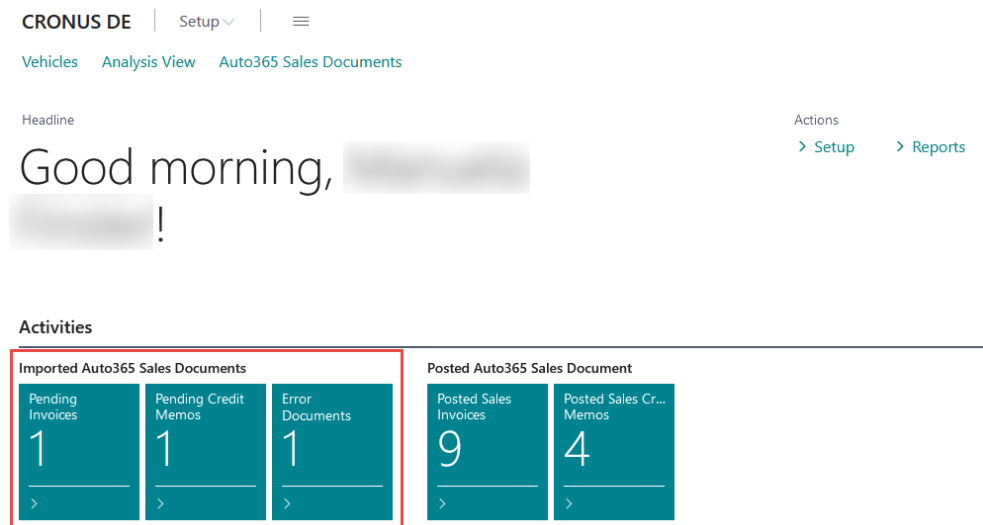


Fig. 5: Imported Sales Docs on Role Center

1. Click on one Cue to see the entries of the imported sales documents, e.g. pending invoices.

⇒ Page **Pending Invoices** opens.

| Document Type | Document No. | Date | Sales Channel | Customer No. | Customer Name | Status | Branch | Currency Code | Total Amount | Total Amount Incl. Tax | VIN | Brand Code |
|---------------|--------------|---------------|---------------|--------------------|---------------|----------|--------|---------------|--------------|------------------------|-----|------------|
| Invoice | 17.02.2021 | SALESCHANN... | 30000 | School of Fine Art | Created | BRANCH 1 | CHF | 4.425.15 | 5.310.18 | SAVZV8104D... | BMW | |
| Invoice | 17.02.2021 | SALESCHANN... | 30000 | School of Fine Art | Created | BRANCH 1 | CHF | 4.425.15 | 5.310.20 | SAVZV8104D... | BMW | |
| Invoice | 18.02.2021 | EXSERVICE | D00010 | Ole Titor | Created | B2 | USD | 304.47 | 358.52 | SAVZV8104D... | BMW | |

Fig. 6: Page Pending Invoices

2. If you click on **Document Type Invoice** the document opens so you can check the details:

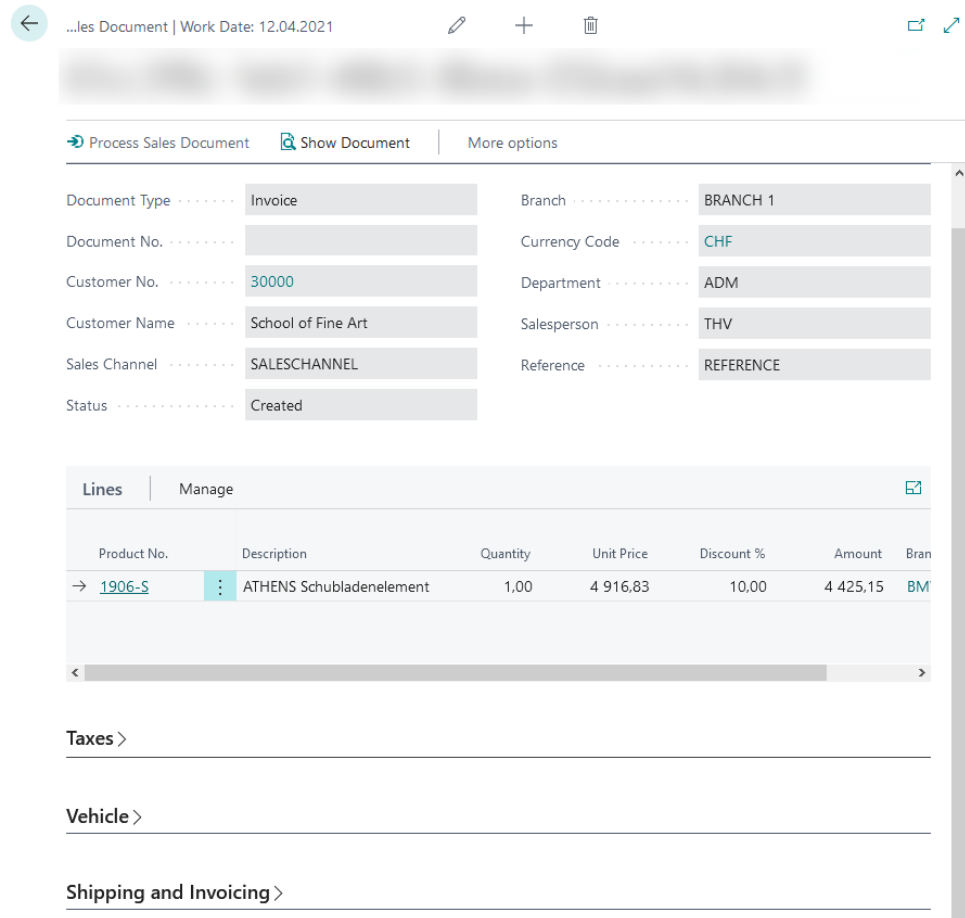


Fig. 7: Invoice Details

- 3. If you have set up, to automatically process sales documents, no further action is required on this page. The documents are scheduled automatically to be posted.
- 4. If you don't have enabled this function, you can select a document and click on **Process Sales Document**, to trigger the posting process. The system only created the sales invoices/credit memos but the user needs to manually trigger the posting.

This procedure is the same for **Pending Credit Memos**.

The cue **Error Documents** opens a view, where all documents are stored which have an error somewhere (e.g. Unknown Customer No.)

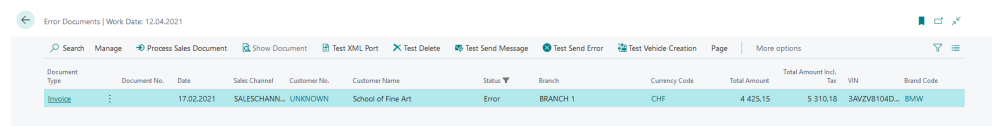


Fig. 8: Page Error Documents

Check Posted Sales Documents

On the Role Center, you have 2 cues, where you can check (1) **Posted Sales Invoices** and (2) **Posted Sales Credit Memos**.

Headline
Good morning, [blurred]!
[blurred]

Actions
> Setup > Reports

Activities

Imported Auto365 Sales Documents

- Pending Invoices: 1
- Pending Credit Memos: 1
- Error Documents: 1

Posted Auto365 Sales Document

- Posted Sales Invoices: 9
- Posted Sales Credit Memos: 4

Fig. 9: Posted Auto365 Sales Documents

1. Click on one cue, to open the respective page (e.g. Posted Sales Invoices).
⇒ The page **Posted Sales Invoices** opens.

| Document Type | Document No. | Date | Sales Channel | Customer No. | Customer Name | Status | Branch | Currency Code | Total Amount | Total Amount Incl. Tax | VIN | Brand Code |
|---------------|--------------|------------|---------------|--------------|--------------------|--------|----------|---------------|--------------|------------------------|---------------|------------|
| Invoice | 103263 | 17.02.2021 | SALESCHANN... | D00060 | Peter Pap | Posted | BRANCH 1 | - | 3 687.63 | 4 425.15 | 3AVZV8104D... | BMW |
| Invoice | 103260 | 18.02.2021 | SALESCHANN... | 30000 | School of Fine Art | Posted | BRANCH 1 | CHF | 4 425.15 | 5 310.18 | 11EZV8104D... | BMW |
| Invoice | 103262 | 17.02.2021 | SALESCHANN... | D00060 | Peter Pap | Posted | BRANCH 1 | - | 3 687.63 | 4 425.15 | 3AVZV8104D... | BMW |
| Invoice | 103257 | 18.02.2021 | SALESCHANN... | 30000 | School of Fine Art | Posted | BRANCH 1 | CHF | 4 425.15 | 5 310.18 | 2ZEZV8104D... | BMW |
| Invoice | 103253 | 17.02.2021 | SALESCHANN... | 30000 | School of Fine Art | Posted | BRANCH 1 | CHF | 4 425.15 | 5 310.18 | 3AVZV8104D... | BMW |
| Invoice | 103256 | 18.02.2021 | SALESCHANN... | 30000 | School of Fine Art | Posted | BRANCH 1 | CHF | 4 425.15 | 5 310.18 | 2ZEZV8104D... | BMW |
| Invoice | 103255 | 17.02.2021 | SALESCHANN... | 30000 | School of Fine Art | Posted | BRANCH 1 | CHF | 4 516.60 | 4 516.60 | 4AVZV8104D... | BMW |
| Invoice | 103258 | 18.02.2021 | EXSERVICE | D00010 | Ole Tator | Posted | B2 | USD | 251.82 | 302.18 | 3AVZV8104D... | BMW |
| Invoice | 103261 | 18.02.2021 | EXSERVICE | D00060 | Peter Pap | Posted | BRANCH 1 | - | 304.47 | 358.52 | 6AVZV8104D... | BMW |

Fig. 10: Page Posted Invoices

- ⇒ On this page you see all invoices, where the posting process is complete. The same view is available for **Posted Sales Credit Memos**.

- ▶ If you select one line and click on **Show Document** the document opens.

Edit - Posted Sales Invoice - 103279 · School of Fine Art ↗ ✕

Manage Process Invoice Correct Print/Send Navigate Page More options 🕒

General Show more

| | | | |
|--------------------|--------------------|----------------|--------------------------|
| No. | 103279 | Due Date | 28.02.2021 |
| Customer | School of Fine Art | Quote No. | |
| Contact | Meagan Bond | Order No. | |
| Posting Date | 17.02.2021 | Closed | <input type="checkbox"/> |

Lines | Manage More options 🗒

| Type | No. | Description | Quantity | Unit of Measure Code | Ur |
|--------|--------|--------------------------|----------|----------------------|----|
| → Item | 1906-S | ATHENS Schubladenelement | 1 | STÜCK | |

| | | | |
|-----------------------------|----------|-----------------------------|-----------------|
| Invoice Discount Amo... .. | 0,00 | Total VAT (CHF) | 885,05 |
| Total Excl. VAT (CHF) | 4 425,13 | Total Incl. VAT (CHF) | 5 310,18 |

Invoice Details > CHF 12.04.2021 LM

Shipping and Billing > School of Fine Art

Close

Fig. 11: Posted Sales Invoice - Show Document

3. If you click on **Document Type Invoice** on the list page, the invoice also opens:

...les Document | Work Date: 12.04.2021

Process Sales Document Show Document More options

General

Document Type Invoice Branch BRANCH 1
 Document No. 103279 Currency Code CHF
 Customer No. 30000 Department ADM
 Customer Name School of Fine Art Salesperson THV
 Sales Channel SALESCHANNEL Reference REFERENCE
 Status Posted

| Product No. | Description | Quantity | Unit Price | Discount % | Amount | Bran |
|-------------|--------------------------|----------|------------|------------|----------|------|
| → 1906-S | ATHENS Schubladenelement | 1,00 | 5 310,18 | 0,00 | 4 425,13 | BM |

Taxes >

Vehicle >

Fig. 12: Posted Invoice

Vehicles

Once a sales document is posted, a **Vehicle Card** is automatically created, if the vehicle integration is enabled in the setup and the respective job queue entries exists.

CRONUS DE | Setup |

Vehicles Analysis View Auto365 Sales Documents

Headline

Good morning, [blurred]!

Actions
> Setup > Reports

Activities

Imported Auto365 Sales Documents

| | | |
|-----------------------|---------------------------|----------------------|
| Pending Invoices 1 | Pending Credit Memos 1 | Error Documents 1 |
|-----------------------|---------------------------|----------------------|

Posted Auto365 Sales Document

| | |
|----------------------------|-------------------------------|
| Posted Sales Invoices 9 | Posted Sales Cr... Memos 4 |
|----------------------------|-------------------------------|

Fig. 13: Vehicles on Role Center

1. Click on **Vehicles** on the Role Center Page.
 ⇒ The **Vehicles** page opens.

| Identification Code 1 | License No. | Brand Code | Model Code | Model Description | Model Year | Initial Registration Date | Mileage |
|-----------------------|-------------|------------|------------|-------------------|------------|---------------------------|------------|
| 11EZV8104DRA29633 | AAA 4325 | BMW | CC81 | X6 xDrive35i | 2015 | 12.02.2015 | 120,00 |
| 122AV8104DRA29638 | ABC 8999 | BMW | ZV83 | X6 xDrive35i | 2017 | 12.02.2015 | 80,00 |
| 222AV8104DRA29638 | ABC 9999 | BMW | ZV83 | X6 xDrive35i | 2017 | 12.02.2015 | 80,00 |
| 2ZEZV8104DRA29633 | AAA 4325 | BMW | AB81 | X6 xDrive35i | 2015 | 12.02.2015 | 120,00 |
| 321ZV8104DRA29633 | ABC 4325 | BMW | ZV81 | X6 xDrive35i | 2015 | 12.02.2015 | 80,00 |
| 3AVZV8104DRA29621 | M-SO 288 | BMW | ZV81 | X5 xDrive50i | 2011 | 29.08.2011 | 67 998,00 |
| 3AVZV8104DRA29632 | M-LL 380 | BMW | ZV81 | X5 xDrive50i | 2014 | 18.09.2014 | 120 225,00 |
| 3AVZV8104DRA29633 | RRT 4325 | BMW | ZV81 | X6 xDrive35i | 2015 | 12.02.2015 | 80,00 |
| 4AVZV8104DRA29633 | RRT 4325 | BMW | BV81 | X7 xDrive35i | 2015 | 12.02.2015 | 80,00 |
| 55VZV8104DRA29633 | KKK 4325 | BMW | AC81 | X6 xDrive35i | 2015 | 12.02.2015 | 80,00 |
| 6AVZV8104DRA29632 | XXE 380 | BMW | ZV81 | X5 xDrive50i | 2014 | 18.09.2014 | 120 225,00 |
| 913KL8104DRA29634 | RRT 4325 | BMW1 | AC82 | X6 xDrive35i | 2015 | 12.02.2015 | 80,00 |
| 999ZV8104DRA29633 | KKK 4325 | BMW | AC81 | X6 xDrive35i | 2015 | 12.02.2015 | 80,00 |
| 9KLOV8104DRA29633 | RRT 4325 | BMW | AC82 | X6 xDrive35i | 2015 | 12.02.2015 | 80,00 |

Fig. 14: Vehicles Page

2. To see details of one vehicle, click on the **Identification Code** of the respective vehicle.
 ⇒ The **Vehicle Card** opens.

Vehicle Card | Work Date: 12.04.2021

Vehicle | More options

General

| | | | |
|---------------------------|-------------------|-------------|--------------|
| Identification Code | 2ZEZV8104DRA29633 | Model Code | AB81 |
| License No. | AAA 4325 | Description | X6 xDrive35i |
| Brand Code | BMW | Line | |
| Initial Registration Date | 12.02.2015 | Generation | |
| Mileage | 120,00 | Variant | |
| | | Year | 2015 |

Customers

Vehicle Customers

| Customer Type ↑ | Customer No. ↑ | Customer Name | No. of Documents |
|-----------------|----------------|--------------------|------------------|
| → Owner | 30000 | School of Fine Art | 2 |
| Billing | 30000 | School of Fine Art | 2 |

Fig. 15: Vehicle Card

- ⇒ Here you find all information related to the vehicle (e.g. Owner, License No., Brand, etc.)

3. To see, which ledger entries are created for the selected vehicle click on **Vehicle** → **Vehicle Ledger Entries**

| Entry No. | Customer No. | Department Code | Document No. | Document Type | Item Type | Line No. | Location Code | No. | Posting Date | Sales Channel | Vehicle Identification Code | Amount | Quantity |
|-----------|--------------|-----------------|--------------|---------------|-----------|----------|---------------|--------|--------------|---------------|-----------------------------|-----------|----------|
| 30 | 30000 | ADM | 103260 | Sales Invoice | Inventory | 10000 | | 1906-5 | 18.02.2021 | SALESCHANNEL | 11EZV8104DRA... | -3 724.45 | 1.00 |

Fig. 16: Vehicle Ledger Entries

Auto365 Documents Overview

Click on **Auto365 Documents** on the Role Center page.

CRONUS DE | Setup | ☰

Vehicles Analysis View **Auto365 Sales Documents**

Headline Good morning, [blurred] !

Actions > Setup > Reports

Activities

| Imported Auto365 Sales Documents | | | Posted Auto365 Sales Document | |
|----------------------------------|----------------------|-----------------|-------------------------------|--------------------------|
| Pending Invoices | Pending Credit Memos | Error Documents | Posted Sales Invoices | Posted Sales Cr... Memos |
| 1 | 1 | 1 | 9 | 4 |

Fig. 17: Auto365 Sales Documents on Role Center

⇒ The **Auto365 Documents** page opens.

| Document Type | Document No. | Date | Sales Channel | Customer No. | Customer Name | Status | Branch | Currency Code | Total Amount | Total Amount Incl. Tax | VIN | Brand Code |
|---------------|--------------|------------|---------------|--------------|--------------------|---------|----------|---------------|--------------|------------------------|--------------|------------|
| Invoice | | 17.02.2021 | SALESCHAN... | 30000 | School of Fine Art | Created | BRANCH 1 | CHF | 4 425.15 | 5 310.20 | 3AVZV8104... | BMW |
| Invoice | 103279 | 17.02.2021 | SALESCHAN... | 30000 | School of Fine Art | Posted | BRANCH 1 | CHF | 4 425.13 | 5 310.18 | 3AVZV8104... | BMW-MINI |
| Invoice | 103288 | 22.02.2021 | SALESCHAN... | D00060 | Peter Pap | Posted | BRANCH 1 | CHF | 4 425.15 | 5 265.93 | 9KLOV8104... | BMW |
| Invoice | 103283 | 22.02.2021 | SALESCHAN... | D00060 | Peter Pap | Posted | BRANCH 1 | CHF | 4 425.15 | 5 310.18 | 9KLOV8104... | BMW |
| Credit Memo | | 17.02.2021 | SALESCHAN... | 30000 | School of Fine Art | Created | BRANCH 1 | CHF | 4 425.15 | 5 310.18 | 3AVZV8104... | BMW |
| Credit Memo | 104016 | 17.02.2021 | SALESCHAN... | 30000 | School of Fine Art | Posted | BRANCH 1 | CHF | 4 425.15 | 5 310.18 | 3AVZV8104... | BMW |
| Invoice | 103258 | 18.02.2021 | EXSERVICE | D00010 | Ole Tator | Posted | B2 | USD | 251.82 | 302.18 | 3AVZV8104... | BMW |
| Invoice | | 17.02.2021 | SALESCHAN... | UNKNOWN | School of Fine Art | Error | BRANCH 1 | CHF | 4 425.15 | 5 310.18 | 3AVZV8104... | BMW |
| Invoice | 103272 | 18.02.2021 | EXSERVICE | D00010 | Ole Tator | Posted | B2 | USD | 304.47 | 358.52 | 3AVZV8104... | BMW |
| Invoice | 103261 | 18.02.2021 | EXSERVICE | D00060 | Peter Pap | Posted | BRANCH 1 | - | 304.47 | 358.52 | 6AVZV8104... | BMW |
| Invoice | 103271 | 18.02.2021 | EXSERVICE | D00010 | Ole Tator | Posted | B2 | USD | 304.47 | 358.52 | 3AVZV8104... | BMW |
| Credit Memo | 104018 | 18.02.2021 | EXSERVICE | D00060 | Peter Pap | Posted | Branch 1 | USD | 251.82 | 299.67 | 3AVZV8104... | BMW |
| Credit Memo | 104019 | 18.02.2021 | EXSERVICE | D00060 | Peter Pap | Posted | Branch 1 | USD | 251.82 | 299.67 | 3AVZV8104... | BMW |
| Credit Memo | 104017 | 18.02.2021 | EXSERVICE | D00060 | Peter Pap | Posted | Branch 1 | USD | 251.82 | 299.67 | 3AVZV8104... | BMW |
| Invoice | 103291 | 18.02.2021 | EXSERVICE | D00060 | Peter Pap | Posted | Branch 1 | USD | 251.82 | 299.67 | 3AVZV8104... | BMW |
| Invoice | 103292 | 18.02.2021 | EXSERVICE | D00060 | Peter Pap | Posted | Branch 1 | USD | 251.82 | 299.67 | 3AVZV8104... | BMW |

Fig. 18: Auto365 Sales Documents

In this view, all Sales Documents (Invoices and Credit Memos) are shown.

4 Reports

Analysis View

incadea Automotive365 Accounting introduces an entry on the **Analysis View** page. On the Role Center page you can access the **Analysis View** directly:

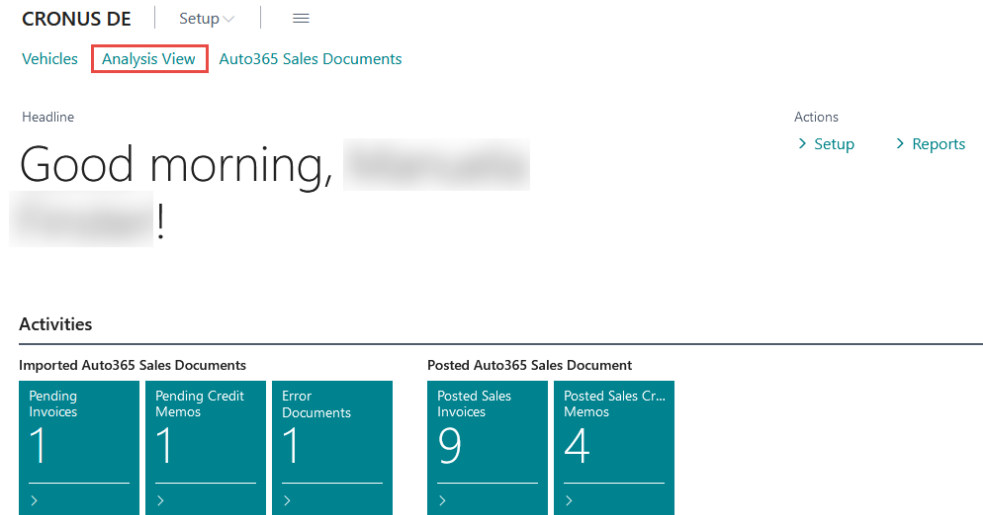


Fig. 19: Analysis View

The entry for **Automotive** is created once you enter the dimensions on the **Auto365 Integration Setup** page.

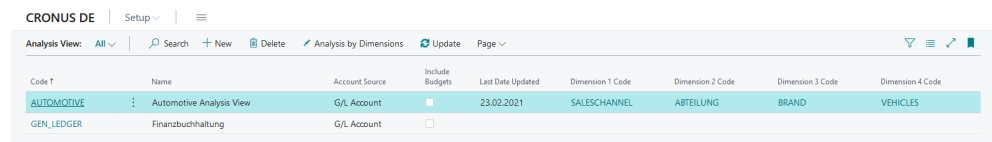


Fig. 20: Analysis View List Page

On this page, users can overview and edit the Analysis View according to the reporting needs of the company.

← ...ysis View Card | Work Date: 12.04.2021 ✓ Saved ✉ 🗑️

AUTOMOTIVE · Automotive Analysis View

🔄 Update 🔍 Filter ➔ Enable Update on Posting 🚫 Disable Update on Posting | More options

General

| | |
|--|---|
| Code <input type="text" value="AUTOMOTIVE"/> | Last Date Updated <input type="text" value="23.02.2021"/> |
| Name <input type="text" value="Automotive Analysis View"/> | Last Entry No. <input type="text" value="4035"/> |
| Account Source <input type="text" value="G/L Account"/> | Last Budget Entry No. <input type="text" value="0"/> |
| Account Filter <input type="text"/> | Update on Posting <input type="checkbox"/> |
| Date Compression <input type="text" value="Day"/> | Include Budgets <input checked="" type="checkbox"/> |
| Starting Date <input type="text"/> | Blocked <input checked="" type="checkbox"/> |

Dimensions

| | |
|--|--|
| Dimension 1 Code <input type="text" value="SALESCHANNEL"/> | Dimension 3 Code <input type="text" value="BRAND"/> |
| Dimension 2 Code <input type="text" value="ABTEILUNG"/> | Dimension 4 Code <input type="text" value="VEHICLES"/> |

Fig. 21: Automotive Analysis View Card

Analysis by Dimension

For a more complex reporting, using the dimensions which have been set up can be done with the **Analysis by Dimension** report. This is also a standard functionality of Dynamics365 Business Central. **incadea Automotive365 Accounting** has a short cut to access this report for easier access.

1. On the Role Center page click on **Reports**
➔ **Analysis by Dimension.**

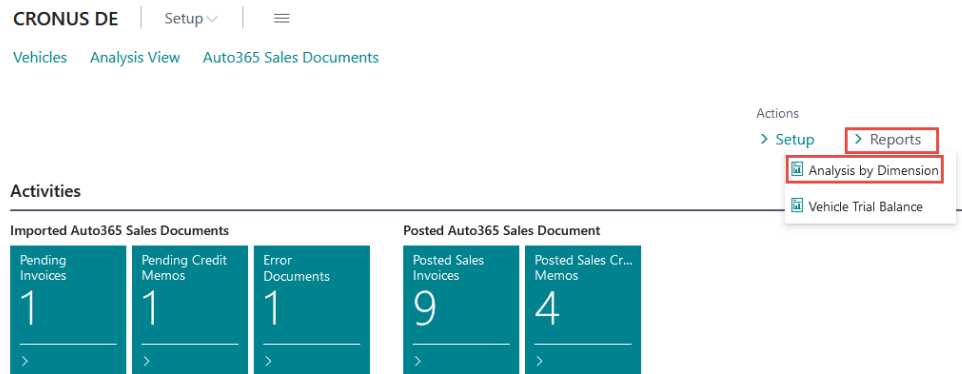


Fig. 22: Analysis by Dimension on Role Center

⇒ The page **Analysis by Dimensions** opens.

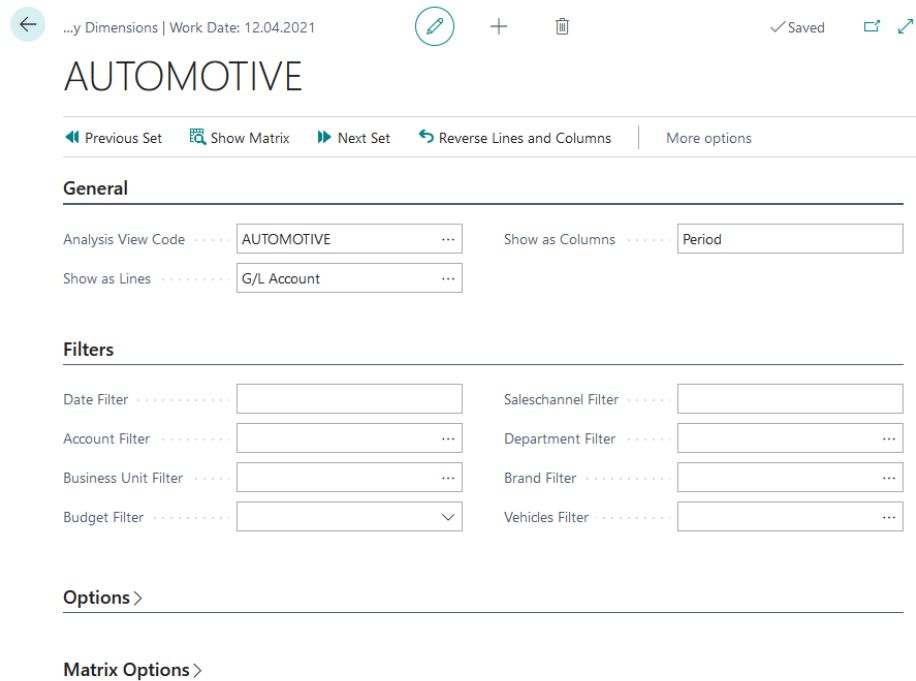


Fig. 23: Analysis by Dimension Page

2. Enter all the filters you need to (e.g. Brand Filter, Vehicle Filter, etc) and click on **Show Matrix**. An overview of all General Ledger accounts is opening on a new page. This view can be opened or/and exported to Excel, where you can further filter and/or work with the data.

View - Analysis by Dimensions Matrix - AUTOMOTIVE ↗ ✕

Search Export to Excel Open in Excel More options

| Code | Name | Total Amount |
|-------------|--|--------------|
| 0000 | Kontenplan SKR03 | - |
| 0001 | Aufw. für Ing./Erw. d. Gesch. | - |
| 0002 | Aufw. a. Umst. a.d. Euro | - |
| 0009 | Immaterielle Vermögensgegenst. | - |
| 0010 | Konzessionen u. Schutzrechte | - |
| 0015 | Konzessionen | - |
| 0020 | Gewerbliche Schutzrechte | - |
| 0025 | Ähnliche Rechte und Werte | - |
| 0027 | EDV-Software | - |
| 0030 | Lizenzen an gew. Schutzrechten | - |
| 0031 | Summe Konzess. u. Schutzrechte | - |
| 0035 | Geschäfts- oder Firmenwert | - |
| 0038 | Anz. Geschäfts- oder Firmenw. | - |
| 0039 | Anz. immat. Vermögensgegenst. | - |
| 0040 | Verschmelzungsmehrwert | - |
| 0041 | Summe Immaterielle Vermögensgeng. | - |
| 0042 | Sachanlagen | - |

Close

Fig. 24: View Analysis by Dimensions Matrix

Vehicle Trial Balance

You can create a **Vehicle Trial Balance**

1. On the Role Center page click on **Reports**
→ **Vehicle Trial Balance**

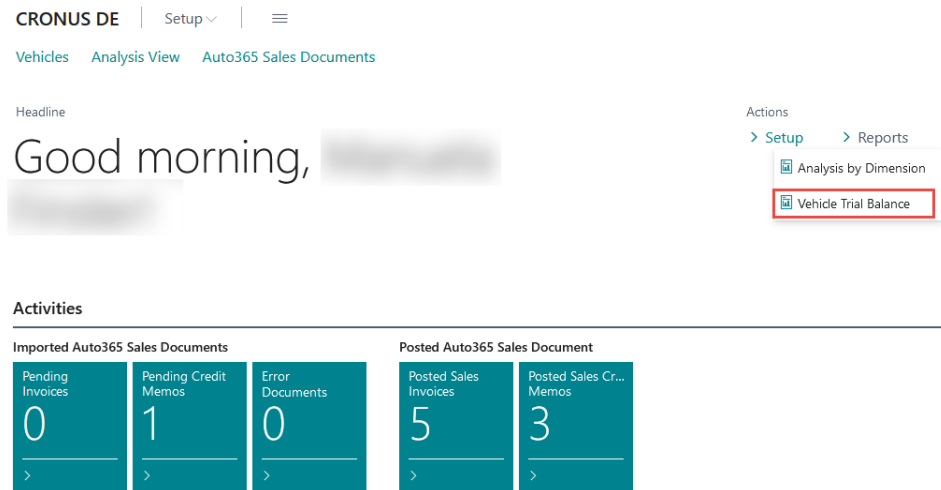


Fig. 25: Vehicle Trial Balance on Role Center

⇒ The **Vehicle Trial Balance** page opens.

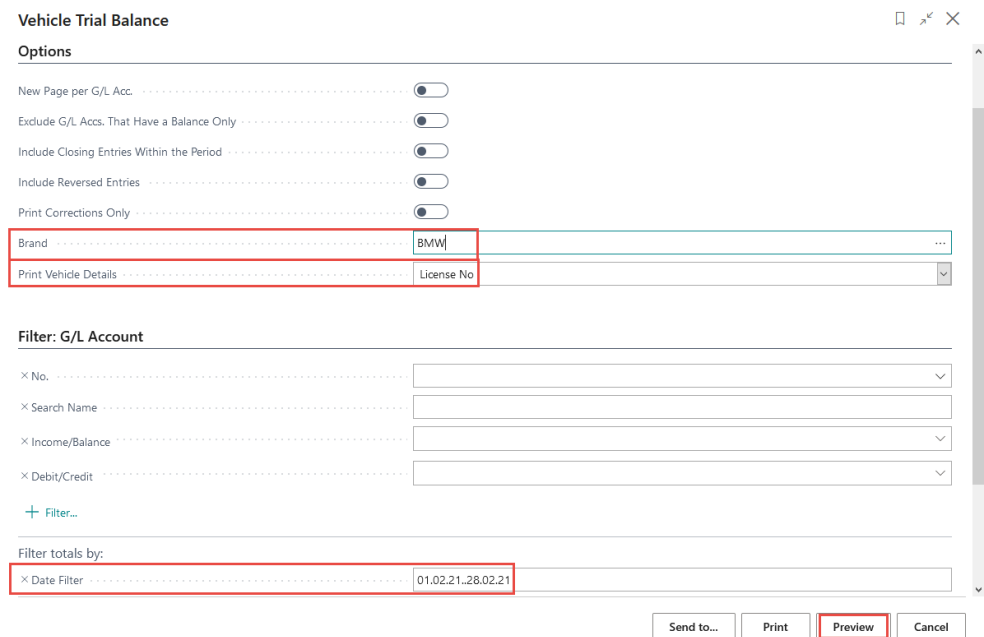


Fig. 26: Vehicle Trial Balance Page

2. Enter the filter criteria (e.g. Brand, Date, etc.) and click on either **Preview** to view the report on your screen, **Print** to send it to your standard printer or **Send to** to send the Report by mail.

Vehicle Trial Balance

Mittwoch, 3. März 2021
Page 1 / 27
FINSTERM

Period: 01.02.21..28.02.21
CRONUS DE

This also includes general ledger accounts that only have a balance.
G/L Account: Date Filter: 01.02.21..28.02.21
Brand Filter: BMW

| | | | | | | | | Net Change | | |
|-------------------|--------------|-----------------------|-------------|-------|------------|---------|-------------|------------------|----------------|------------------|
| Posting Date | Document No. | External Document No. | Description | Brand | Department | Vehicle | VAT Amount | Debit | Credit | Balance |
| 1005 Kasse | | | | | | | | | | 0,00 |
| 17.02.21 | 103264 | Invoice 102284 | BMW | ADM | KKK 4325 | | 0,00 | 4 469,34 | | 4 469,34 |
| 17.02.21 | 103265 | Invoice 102285 | BMW | ADM | KKK 4325 | | 0,00 | 4 469,34 | | 8 938,68 |
| 18.02.21 | 103254 | Invoice 102262 | BMW | PROD | M-SO 288 | | 0,00 | 301,14 | | 9 239,82 |
| 18.02.21 | 103258 | Invoice 102272 | BMW | PROD | M-SO 288 | | 0,00 | 303,66 | | 9 543,48 |
| 18.02.21 | 103261 | Invoice 102281 | BMW | PROD | XXE 380 | | 0,00 | 358,52 | | 9 902,00 |
| 18.02.21 | 103271 | Invoice 102296 | BMW | PROD | M-LL 380 | | 0,00 | 360,28 | | 10 262,28 |
| 18.02.21 | 103272 | Invoice 102279 | BMW | PROD | M-LL 380 | | 0,00 | 360,28 | | 10 622,56 |
| 18.02.21 | 103284 | Invoice 102309 | BMW | PROD | XXE 380 | | 0,00 | 358,52 | | 10 981,08 |
| 18.02.21 | 103285 | Invoice 102311 | BMW | PROD | M-SO 288 | | 0,00 | 301,14 | | 11 282,22 |
| 18.02.21 | 103286 | Invoice 102313 | BMW | PROD | XXE 380 | | 0,00 | 356,01 | | 11 638,23 |
| 18.02.21 | 103287 | Invoice 102314 | BMW | PROD | XXE 380 | | 0,00 | 356,01 | | 11 994,24 |
| 18.02.21 | 103289 | Invoice 102316 | BMW | PROD | XXE 380 | | 0,00 | 356,00 | | 12 350,24 |
| 18.02.21 | 103291 | Invoice 102318 | BMW | PROD | M-SO 288 | | 0,00 | 301,14 | | 12 651,38 |
| 18.02.21 | 103292 | Invoice 102319 | BMW | PROD | M-SO 288 | | 0,00 | | -301,14 | 12 952,52 |
| 19.02.21 | 103280 | Invoice 102305 | BMW | ADM | ABC 4325 | | 0,00 | 4 469,34 | | 17 421,86 |
| 19.02.21 | 103281 | Invoice 102306 | BMW | ADM | ABC 4325 | | 0,00 | 4 469,34 | | 21 891,20 |
| 19.02.21 | 103282 | Invoice 102307 | BMW | ADM | ABC 4325 | | 0,00 | 4 469,34 | | 26 360,54 |
| 22.02.21 | 103283 | Invoice 102308 | BMW | ADM | RRT 4325 | | 0,00 | 4 469,34 | | 30 829,88 |
| 22.02.21 | 103288 | Invoice 102315 | BMW | ADM | RRT 4325 | | 0,00 | 4 432,10 | | 35 261,98 |
| Kasse | | | | | | | 0,00 | 34 960,84 | -301,14 | 35 261,98 |

Fig. 27: Vehicle Trial Balance

5 Index

C

| | |
|--------------------|---|
| contact data | 5 |
| conventions | |
| code | 5 |
| gui elements | 5 |
| keys | 5 |
| user input | 5 |

D

| | |
|------------------|---|
| disclaimer | 5 |
|------------------|---|

G

| | |
|--------------------|---|
| general | |
| contact data | 5 |
| disclaimer | 5 |

S

| | |
|--------------------|---|
| symbols | |
| caution | 5 |
| code | 5 |
| gui elements | 5 |
| keys | 5 |
| note | 5 |
| user input | 5 |